


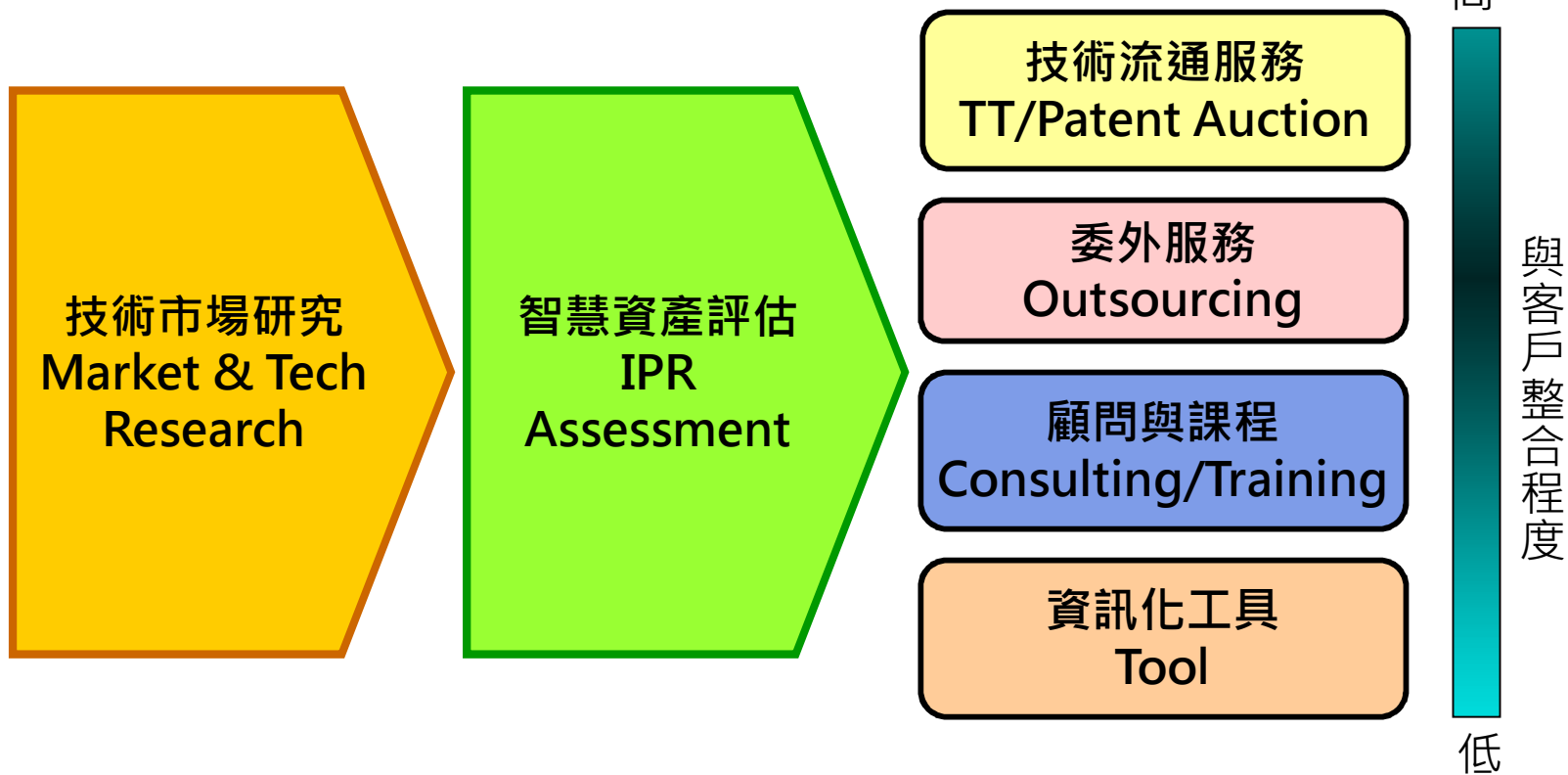
Mind Map 線上心智圖

新聚能科技顧問

Oct.2009

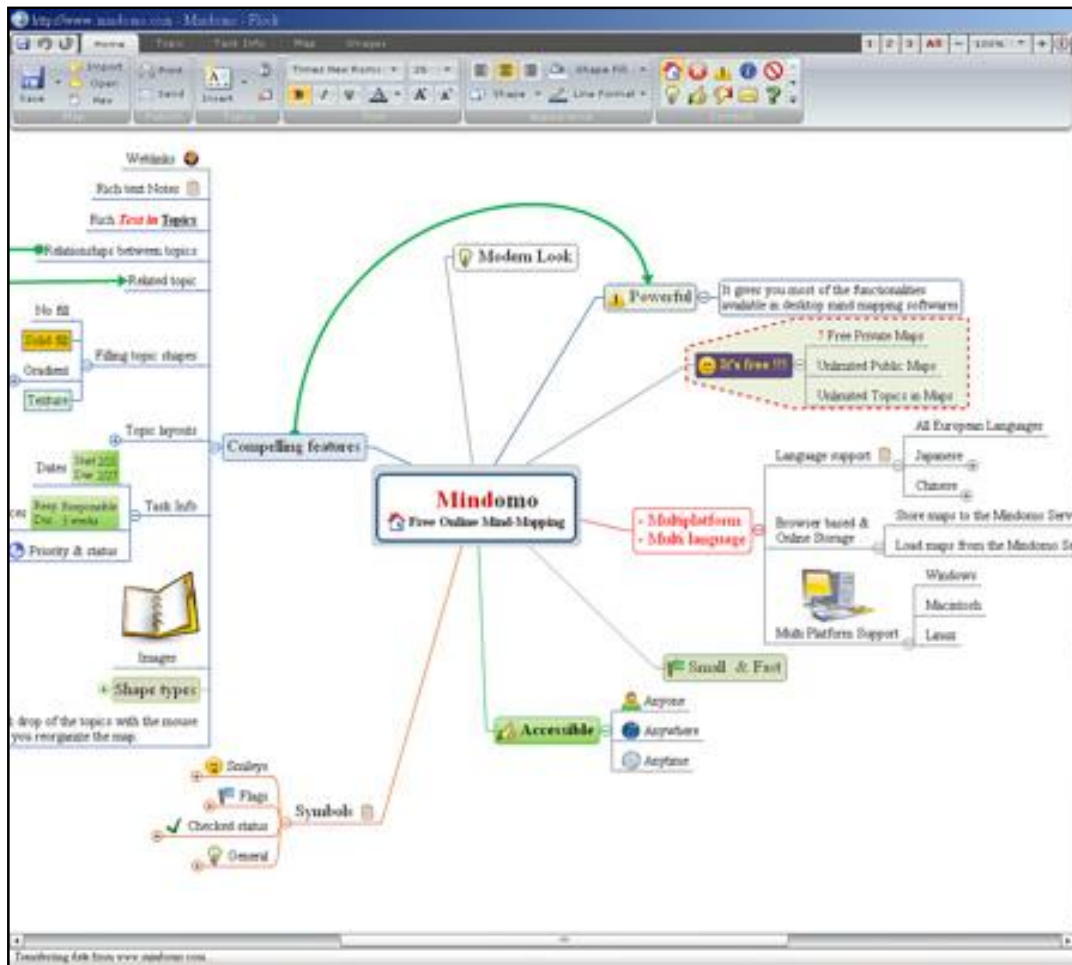


服務項目





線上心智圖



- 线上的心智繪圖軟體可在線上使用製作心智圖
- 發現包括 rich text、各種節點形狀、工作待辦設定支援、圖片、基本的圖形擴散方式、節點的附註等等功能都非常的齊全，對於中文的支援也非常良好。
- 本公司代理商業、教育版本

登入畫面



MINDOMO

登入到Mindomo

使用者名稱:

密碼:

記得我

[忘記你的密碼?](#)

© 2009 Expert Software Applications - All rights reserved.

可查詢在網上公開的心智圖



Mindomo Dashboard 新增圖 Import Map 歡迎 kuo janny 登出 More

我的圖:

- 全部
- 私人
- 公開
- 我所分享的
- 別人所分享的
- Favorites

資料夾:

- 創造
- Private Maps
- Public Maps

Recycle Bin

- Contents

Mindomo by a6350133

心智圖

開啟圖 Upload 更多的動作

Search: My Maps Public Maps 心智 Go

	圖的名稱	作者	最後一次修改
M	Mindomo	Wu Cindy	2009-05-14 07:23
M	線上共用 心智圖測試	house chuang	2009-03-16 15:21
M	如何繪製心智圖	ininu0205 yuko	2008-12-08 16:41
M	心智圖工作坊	lynn lai	2008-12-07 23:57
M	心智圖學習法test	todd wang	2008-08-26 19:25
M	心智圖學習法02	xuiteshally xuiteshally	2008-08-26 17:24
M	Love Project打造愛情專家	BigELK176 ≡≡≡	2008-06-14 04:31
M	心智圖	Michael Chen	2008-04-27 07:04
M	心智圖工作坊	stephen chen	2008-02-20 18:42
M	利用電腦軟體來繪製心智圖	kuo maggie	2007-12-30 22:37

開啟心智圖

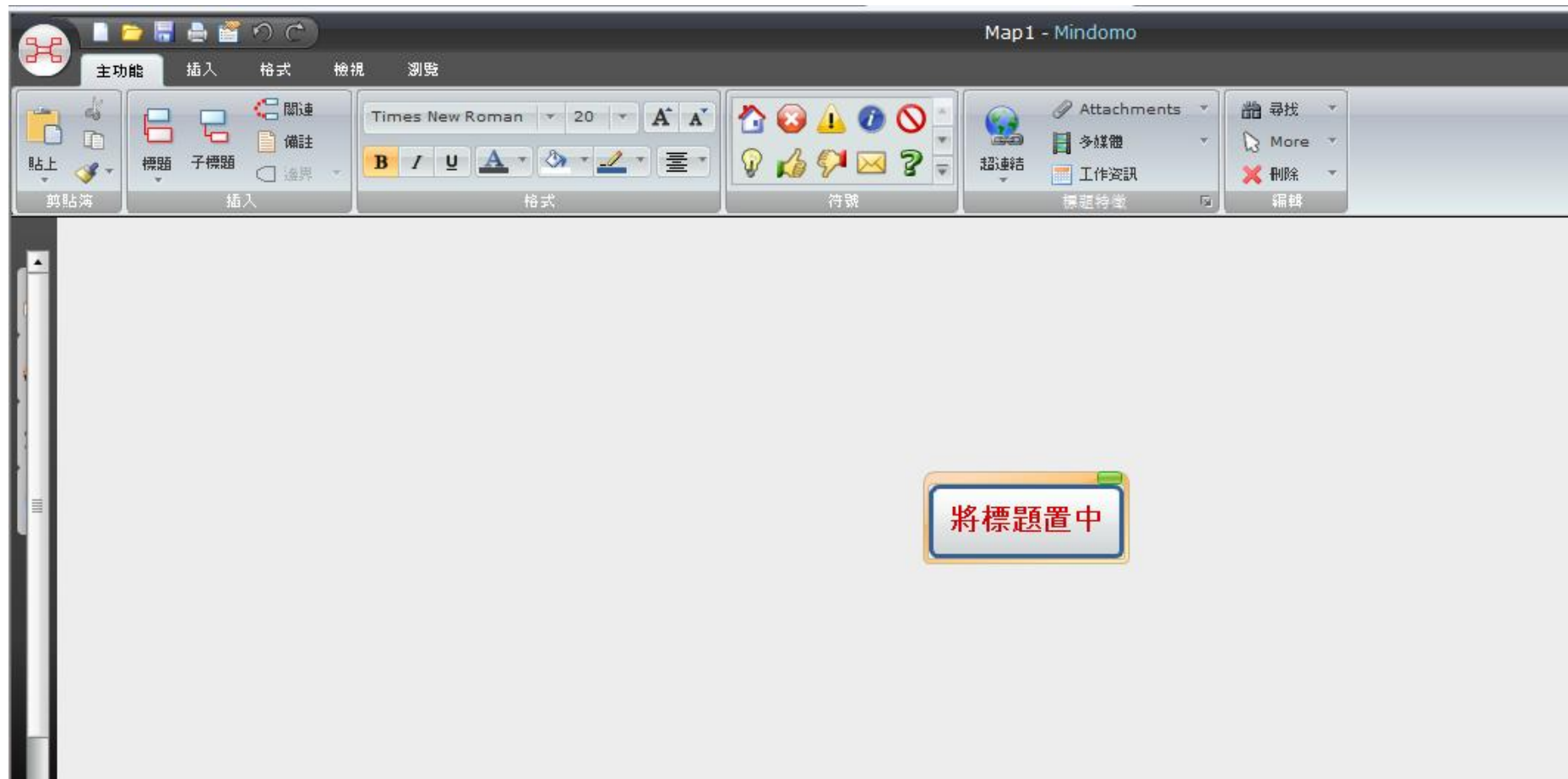


線上共用 心智圖測試 - Mindomo

主功能 插入 格式 檢視 瀏覽

剪貼簿 插入 格式 符號 標題特徵 編輯

新增心智圖



新增子標題



The screenshot displays the Mindomo software interface. The top menu bar includes '主功能', '插入', '格式', '檢視', and '瀏覽'. The '插入' (Insert) menu is open, showing options like '貼上' (Paste), '標題' (Title), '子標題' (Subtitle), '關連' (Link), '備註' (Note), and '邊界' (Boundary). A tooltip for '子標題' (Subtitle) is visible, stating '插入子標題 (Tab/Ins) 插入新的子標題到特定標題中'. The main workspace shows a diagram with a central box labeled '將標題置中' (Center the title) and a box to its right labeled '主標題' (Main title), connected by a line.

標題可加圖案



The screenshot shows the Mindomo software interface with a mind map. The central node is '旅遊'. It has three main branches: '亞洲', '美洲', and '歐洲' on the left; '國內', '南部', '東部', '中部', and '北部' on the right. A context menu is open over the '歐洲' node, showing various icons for general actions, emojis, flags, status indicators, and progress bars.

標題可加備註文字



The screenshot displays the Mindomo software interface. The main window shows a mind map with a central node labeled "旅遊" (Travel). This node is connected to "國外" (Overseas), which further branches into "亞洲" (Asia), "美洲" (Americas), and "歐洲" (Europe). Another branch from "旅遊" is "國內" (Domestic), which branches into "南部" (South), "東部" (East), "中部" (Central), and "北部" (North). A tooltip for the "插入備註 (F12)" button is visible, stating "插入一個此標題詳細的描述" (Insert a detailed description for this title). On the left, a note editor is open, showing the text "八八水災恢復中。不宜前往" (Recovery in progress after the 88 water disaster. Not recommended for travel).

可加超連結與影音多媒體等



The screenshot displays the Mindomo software interface. The main window shows a mind map with a central node labeled "旅遊" (Travel). It branches into "國外" (Overseas) and "國內" (Domestic). "國外" further branches into "亞洲" (Asia), "美洲" (Americas), and "歐洲" (Europe). "國內" branches into "南部" (South), "東部" (East), "中部" (Central), and "北部" (North). The "Insert Link" dialog box is open, showing the URL "http://www.mindomo.com/" and options for where to insert the link: "在圖中插入連結" (Insert link in diagram), "在標題中插入連結" (Insert link in title), "插入連結中..." (Insert link in...), and "刪除" (Delete).

設定組員：可分配工作



The screenshot displays the Mindomo software interface. The main window shows a mind map with a central node labeled "旅遊" (Travel). A branch labeled "國外" (Overseas) is expanded, showing a task node with the following details: priority 2, duration 10/14: 10/15, and 2 hours. The task is associated with "美洲" (Americas) and "歐洲" (Europe). Another branch labeled "國內" (Domestic) is expanded, showing sub-nodes for "南部" (South), "東部" (East), "中部" (Central), and "北部" (North).

The "工作資訊" (Task Information) panel on the left includes the following fields:

- 優先 (Priority): 1, 2, 3, 4, 5, 6, 7, 8, 9
- 完成 (Completion): 0
- 日期 (Date):
 - 起始日期 (Start Date): 10/14/2009
 - 結束日期 (End Date): 10/15/2009
 - 持續 (Duration): 2 小時 (Hours)
- 資源 (Resources):
- 設定 (Settings):

可選擇標題的編排方式



The screenshot shows the Mindomo software interface with a mind map titled "Map1 - Mindomo". The central node is "旅遊" (Travel). It branches into two main categories: "A. 國內" (Domestic) and "B. 國外" (Overseas). Under "A. 國內", there are sub-nodes for "南部", "東部", "中部", and "北部". Under "B. 國外", there are sub-nodes for "亞洲", "美洲", and "歐洲". The "美洲" node has a date and time "10/14 : 10/15" and "2小時" (2 hours). A dropdown menu is open over the "編排" (Layout) button, showing various options for arranging the map's nodes.

- 右圖
標題全部編排在右側
- 右樹狀圖
標題全部以樹狀排在右側
- 左圖
標題全部編排在左側
- 左樹狀圖
標題全部以樹狀排在左側
- 圓的圖
最一般的圖的編排
- 下部圖
標題全部以樹狀排在下面
- 上部圖
標題全部以樹狀排在上面



可改變標題形狀、顏色與線條顏色

Map1 - Mindomo

主功能 插入 格式 檢視 瀏覽

形狀 編排 Image alignment 填滿 繪線 邊界形狀 塗線 塗界 關連 Numbering

Line
在標題下劃線

Rectangle
拉出一矩形

Rounded rectangle
拉出一圓角的矩形

Oval
拉出一橢圓形

Octagon
拉出一八角的多邊形

Hexagon
拉出一六角的多邊形

Circle
拉出一圓形

圖形風格 改變風格

填滿 頁 2600 頁 2000 工作資訊

旅遊

B. 國外

亞洲

2 美洲

10/14 : 10/15
2小時

歐洲

A. 國內

南部

東部

中部

北部

可改變圖形風格、背景色



The screenshot displays the Mindomo software interface. At the top, the title bar reads "Map1 - Mindomo". The menu bar includes "主功能", "插入", "格式", "檢視", and "瀏覽". The "格式" (Format) menu is open, showing various options like "形狀", "編排", "Image alignment", "標題", "邊界形狀", "塗線", "關連", and "Numbering". A "風格" (Style) palette is open, showing a grid of 16 different mind map styles. The main workspace shows a mind map with a central node "A. 國內" (Domestic) and a branch "B. 國外" (Overseas). The "B. 國外" branch has sub-nodes: "亞洲" (Asia), "美洲" (Americas), and "歐洲" (Europe). The "A. 國內" branch has sub-nodes: "南部" (South), "東部" (East), "中部" (Center), and "北部" (North). The background of the workspace is a light purple color.

可收攏子標題



The screenshot shows the Mindomo software interface. The top menu bar includes '主功能', '插入', '格式', '檢視', and '瀏覽'. The '瀏覽' (View) menu is active, showing options like '正常檢視', '全螢幕檢視', '備註功能板', '標題特徵', '縮放', '調整圖', '平衡圖形', and '收攏圖形'. The main workspace displays a mind map with a central node '旅遊' (Travel) in a purple hexagon. Two child nodes are connected: 'A. 國內' (Domestic) in a blue arrow-shaped box and 'B. 國外' (Overseas) in a pink oval. Both child nodes have a small plus sign below them, indicating they are collapsible. The 'A. 國內' node is currently expanded, while 'B. 國外' is collapsed.

儲存心智圖



可將心智圖的編寫權限分享給同伴



圖的內容

摘要 統計 發佈中 分享 工作資訊

給以下的同事

E-mail

分享以下的權限

R - 讀取/瀏覽圖 M - 修改內容

C - 複製/儲存 D - 刪除

寄出邀請 ✖ 移除 更新

分享給以下使用者	權限
raychu@synergytek.com.tw	RCM-

確認 取消

心智圖可匯出的格式



A photograph of three business professionals in a meeting. On the left, an older man with white hair and a beard, wearing a dark suit and tie, is leaning forward and pointing at a laptop screen. In the center, a man in a dark suit and tie is looking at the laptop. On the right, a woman with blonde hair, wearing a tan blazer, is looking towards the man in the center. They are all seated around a dark wooden conference table. The background is a plain, light-colored wall.

如需索取進一步資料，請洽詢：
郭小姐

Tel: +886 2 27298434

jlinkuo@synergytek.com.tw

www.synergytek.com.tw